

EXHIBIT 2

THIS REPORT PREPARED PURSUANT TO DUTY IMPOSED BY A.A.C. R9-14-404(A)

ARIZONA DEPARTMENT OF HEALTH SERVICES


STANDARD QUALITY ASSURANCE PROCEDURES
INTOXILYZER MODEL 8000

STANDARD CALIBRATION CHECK PROCEDURE

AGENCY GOODYEAR POLICE DEPARTMENT
DATE 12/27/2003 TIME 1829
INTOXILYZER SERIAL NO. 80-000312 LOCATION GOODYEAR PD
QA SPECIALIST Will
(print name)

- (✓) 1. Ensure dry gas tank is attached to instrument and contains a known alcohol standard .100 AC.
OR
Pour a standard alcohol solution of known value, _____ AC, into a clean dry simulator and assemble the simulator. Ensure that a tight seal has been made. Turn on the simulator and allow temperature to reach $34^{\circ}\text{C} \pm 0.2^{\circ}\text{C}$
- (✓) 2. Intoxilyzer 8000 display reads "PUSH BUTTON TO START"
- (✓) 3. Go to the "Control Testing Menu". Select "D" for dry control test or "W" for wet control test. After selection is made press ENTER.
- (✓) 4. Air blank completed.
- (✓) 5. Calibration check completed. Test results 0. .099 AC.
- (✓) 6. Air blank completed.
- (✓) 7. Remove printed record. Attach the record to the completed checklist.

SIGNATURE: _____



INTOXILYZER 8000

Location: GOODYEAR POLICE DEPT

Serial Number: 80-000312

12/27/2003

18:28:17


Standard Lot#: 321802I

Last Changed By: W. WILL #974

QAS: W. WILL #974

GOODYEAR PD

Test	g/210L	Time
Air Blank	0.000	18:28:44
Cal Check	0.099	18:29:02
Air Blank	0.000	18:29:31



Operator's Signature

EXHIBIT 2

THIS REPORT PREPARED PURSUANT TO DUTY IMPOSED BY A.A.C. R9-14-404(A)

ARIZONA DEPARTMENT OF HEALTH SERVICES

STANDARD QUALITY ASSURANCE PROCEDURES
INTOXILYZER MODEL 8000

STANDARD CALIBRATION CHECK PROCEDURE

AGENCY GOODYEAR POLICE DEPARTMENT
DATE 12-27-03 TIME 1831
INTOXILYZER SERIAL NO. 80-000312 LOCATION GOODYEAR PD
QA SPECIALIST Will
(print name)

- (u) 1. Ensure dry gas tank is attached to instrument and contains a known alcohol standard 100 AC.
- OR
- Pour a standard alcohol solution of known value, _____ AC, into a clean dry simulator and assemble the simulator. Ensure that a tight seal has been made. Turn on the simulator and allow temperature to reach $34^{\circ}\text{C} \pm 0.2^{\circ}\text{C}$
- (u) 2. Intoxilyzer 8000 display reads "PUSH BUTTON TO START"
- (u) 3. Go to the "Control Testing Menu". Select "D" for dry control test or "W" for wet control test. After selection is made press ENTER.
- (u) 4. Air blank completed.
- (u) 5. Calibration check completed. Test results 0. 099 AC.
- (u) 6. Air blank completed.
- (u) 7. Remove printed record. Attach the record to the completed checklist.

SIGNATURE: 

INTOXILYZER 8000
Location: GOODYEAR POLICE DEPT
Serial Number : 80-000312
12/27/2003 18:30:06

Standard Lot#: 321802I
Last Changed By: W. WILL #974

QAS: W. WILL #974
GOODYEAR PD

Operator: W. WILL #974
GOODYEAR PD

Subject: TEST,TEST
DOB: 11/11/1111
Sex: M Weight: 1

15 Minute Deprivation Period? Yes

Test	g/210L	Time
Air Blank	0.000	18:31:04
Diagnostic Test	Pass	18:31:31
Air Blank	0.000	18:31:58
0.100 Cal Check	0.099	18:32:16
Air Blank	0.000	18:32:45
Subject Test	0.000	18:33:07
Air Blank	0.000	18:33:33
Five Minute Wait	ABT*	
Air Blank	0.000	18:34:07

*Sequence Aborted

Not a Successfully Completed Test Sequence

INTOXILYZER 8000

Location: GOODYEAR POLICE DEPT

Serial Number : 80-000312

12/27/2003

18:34:13

Standard Lot#: 321802I

Last Changed By: W. WILL

#974

QAS: W. WILL

#974

GOODYEAR PD

Operator: W. WILL

#974

GOODYEAR PD

Subject: TEST,TEST

DOB: 11/11/1111

Sex: M

Weight: 1

15 Minute Deprivation Period? Yes

Test	g/210L	Time
Air Blank	IPS*	18:35:00
Air Blank	0.000	18:35:28

*Improper Sample

Not a Successfully Completed Test Sequence

INTOXILYZER 8000

Location: GOODYEAR POLICE DEPT

Serial Number : 80-000312

12/27/2003

18:35:34

Standard Lot#: 321802I

Last Changed By: W. WILL

#974

QAS: W. WILL

#974

GOODYEAR PD

Operator: W. WILL

#974

GOODYEAR PD

Subject: TEST,TEST

DOB: 11/11/1111

Sex: M

Weight: 1

15 Minute Deprivation Period? Yes

Test	g/210L	Time
Air Blank	RFI*	18:36:14
Air Blank	0.000	18:36:42

*RFI Detect

Not a Successfully Completed Test Sequence

INTOXILYZER 8000
Location: GOODYEAR POLICE DEPT
Serial Number : 80-000312
12/27/2003 18:36:50

Standard Lot#: 321802I
Last Changed By: W. WILL #974

QAS: W. WILL #974
GOODYEAR PD

Operator: W. WILL #974
GOODYEAR PD

Subject: TEST,TEST
DOB: 11/11/1111
Sex: M Weight: 1

15 Minute Deprivation Period? Yes

Test	g/210L	Time
Air Blank	0.000	18:37:56
Diagnostic Test	Pass	18:38:23
Air Blank	0.000	18:38:50
0.100 Cal Check	0.099	18:39:08
Air Blank	0.000	18:39:37
Subject Test	0.109*	18:42:45
Air Blank	0.000	18:43:17
Air Blank	0.000	18:43:44
Subject Test	XXX**	18:44:18
Air Blank	0.000	18:44:53

*Deficient Sample

**Invalid Sample

Begin new deprivation period

Not a Successfully Completed Test Sequence

EXHIBIT 3

THIS REPORT PREPARED PURSUANT TO DUTY IMPOSED BY A.A.C. R9-14-404(A)

ARIZONA DEPARTMENT OF HEALTH SERVICES

STANDARD QUALITY ASSURANCE PROCEDURES
INTOXILYZER MODEL 8000

STANDARD QUALITY ASSURANCE PROCEDURE

AGENCY GOODYEAR POLICE DEPARTMENT

DATE 12 TIME _____

INTOXILYZER SERIAL NO. 80-000312 LOCATION GOODYEAR PD

QA SPECIALIST Will
(Print Name)

1. Display Reads "PUSH BUTTON TO START"

DIAGNOSTIC TESTS

- 1. Clock time check.
- 2. Date check. _____

OPERATIONAL TESTS

- 1. Alcohol-free subject test result 0. 000 AC.
- 2. Error recognition logic system functioning.
Not a Successfully Completed Test Sequence printed _____
- 3. Proper sample recognition system.
Not a Successfully Completed Test Sequence printed _____
Deficient sample printed.
- 4. Calibration standard 0. 100 AC. Result 0. 0.99 AC.

Instrument is operating properly and accurately. YES NO _____

COMMENTS: _____

SIGNATURE [Signature]

EXHIBIT 2

THIS REPORT PREPARED PURSUANT TO DUTY IMPOSED BY A.A.C. R9-14-404(A)

ARIZONA DEPARTMENT OF HEALTH SERVICES

STANDARD QUALITY ASSURANCE PROCEDURES
INTOXILYZER MODEL 8000

STANDARD CALIBRATION CHECK PROCEDURE

AGENCY GOODYEAR POLICE DEPARTMENT
DATE 12-22-03 TIME 1845
INTOXILYZER SERIAL NO. 80-000312 LOCATION GOODYEAR PD
QA SPECIALIST Will
(print name)

- (u) 1. Ensure dry gas tank is attached to instrument and contains a known alcohol standard 100 AC.

OR

Pour a standard alcohol solution of known value, _____ AC, into a clean dry simulator and assemble the simulator. Ensure that a tight seal has been made. Turn on the simulator and allow temperature to reach $34^{\circ}\text{C} \pm 0.2^{\circ}\text{C}$
- (u) 2. Intoxilyzer 8000 display reads "PUSH BUTTON TO START"
- (u) 3. Go to the "Control Testing Menu". Select "D" for dry control test or "W" for wet control test. After selection is made press ENTER.
- (u) 4. Air blank completed.
- (u) 5. Calibration check completed. Test results 0. 099 AC.
- (u) 6. Air blank completed.
- (u) 7. Remove printed record. Attach the record to the completed checklist.


SIGNATURE: 

INTOXILYZER 8000
Location: GOODYEAR POLICE DEPT
Serial Number: 80-000312
12/27/2003 18:45:17

Standard Lot#: 321802I
Last Changed By: W. WILL #974

QAS: W. WILL #974
GOODYEAR PD

Test	g/210L	Time
Air Blank	0.000	18:45:44
Cal Check	0.099	18:46:02
Air Blank	0.000	18:46:31



Operator's Signature