

Resources

Where the money comes from

Resources are made up of current year revenue and fund balance.*

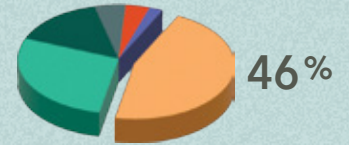
*Fund balance is defined as the carried over amount from previous budget years

\$731.1

\$333.6
MILLION

General and Tax Revenue

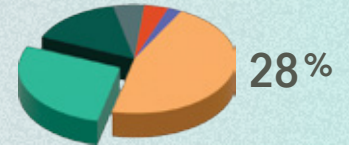
Sales and franchise tax, primary property tax, development-related fees and state-shared revenues



\$202.1
MILLION

Capital Funds

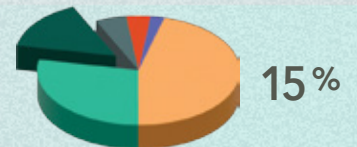
Voter approved bonds and developer contributions for infrastructure



\$112.3
MILLION

Enterprise Funds

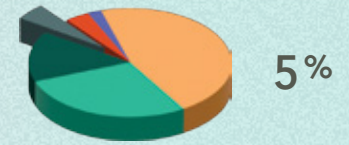
Water, sewer and trash/recycling fees



\$40.9
MILLION

Community Facilities Districts & Trust Funds

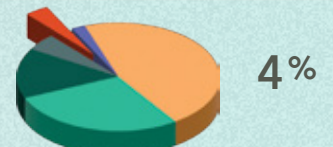
Special taxing districts and self-insurance trust fund



\$28.5
MILLION

Special Revenue Funds

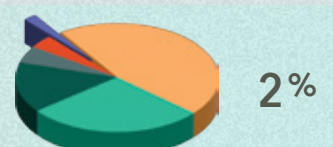
Revenues with federal, state or local government restrictions



\$13.7
MILLION

Debt Service Funds


Secondary property taxes and requirements for debt service repayment



Property Taxes

Where your money goes

- Education 59%
- Special Districts 17%
- City of Goodyear 13%
part of the general and tax revenue fund
- Maricopa County 11%



Expenditures

Where the money will go
The remaining revenue, that's not allocated below, will be added to fund balance and carried into the next budget.

\$650.4

\$259.9
MILLION

Capital Improvement Program

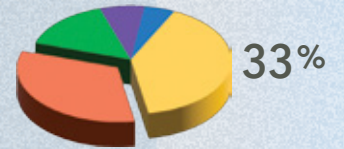
Large projects such as renovating fire stations and building a new one, expanding the police operations building and improving transportation and water infrastructure



\$214.2
MILLION

Operations

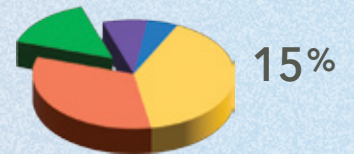
Maintenance and enhancement of city services and programs, such as parks, recreational programs, public safety and well-maintained streets



\$97.2
MILLION

Contingency

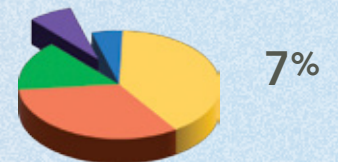
Reserve for expediting capital projects and unexpected expenditures



\$47.6
MILLION

Debt Service

Repays the principal and interest on bonds used to finance major projects, such as buildings, water and wastewater plants



\$31.5
MILLION

One-Time Items

Single purchases, such as vehicles, grant match funds and technology upgrades



OPERATIONS

Operations

Operations makes up 33% of what the city spends money on and helps to maintain critical services that keep the city safe, clean and running every day.

\$214.2

\$57.1
MILLION

General Government

Includes departments such as city management, technology, finance and legal



\$57
MILLION

Public Safety

Fire, police and court-related activities



\$43.7
MILLION

Public Works

Water, wastewater, facilities maintenance and sanitation services



\$31.7
MILLION

Parks, Recreation & Ballpark

Sports programs, community pool and library



\$24.7
MILLION

Development/Engineering/Streets

Planning and zoning, building permits oversight and street maintenance




Growing Our Team to Better Serve You

DID YOU KNOW?

We're adding 67 employees this year and 55% of those new hires are for public safety! Learn about the opportunities to join the team at goodyearaz.gov/jobs.

Additional Positions by Service Areas



Capital Improvement Program

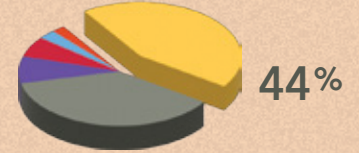
\$259.9

The city's major projects account for 40% of the budget. These projects often stretch out over a couple of years and are necessary to ensure exceptional services and quality of life for residents.

\$114.4
MILLION

Other Projects

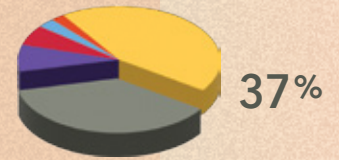
Including: Goodyear Recreation Campus Phase II, Mobile Command Vehicle, Rainbow Valley Water Reclamation Facility design and expansion



\$94.5
MILLION

Streets/Transportation

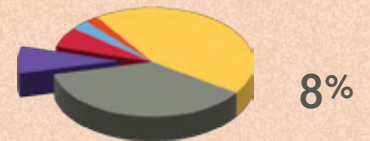
Several street improvements and widening projects



\$21.4
MILLION

Police Building Phase II

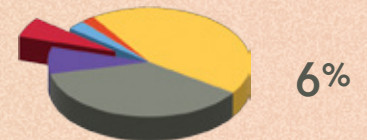
Opening in 2023



\$16.5
MILLION

Fire Station 188

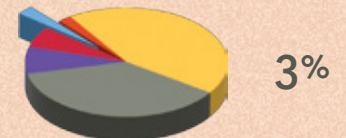
Opening in 2023



\$6.9
MILLION

Historic Goodyear Water Line Replacements

Completion in 2024



\$6.2
MILLION

Fire Station 183 Renovation

Completion in 2023

